



# BMJ Open Tobacco-related risk perceptions, social influences and public smoke-free policies in relation to smoke-free home restrictions: findings from a baseline cross-sectional survey of Armenian and Georgian adults in a community randomised trial

Varduhi Hayrumyan ,<sup>1</sup> Arusyak Harutyunyan,<sup>1</sup> Arevik Torosyan,<sup>2</sup> Lilit Grigoryan,<sup>2</sup> Zhanna Sargsyan,<sup>1</sup> Alexander Bazarchyan,<sup>2</sup> Varduhi Petrosyan,<sup>1</sup> Ana Dekanosidze,<sup>3</sup> Lela Sturua,<sup>3</sup> Michelle C Kegler,<sup>4</sup> Carla J Berg <sup>5</sup>

**To cite:** Hayrumyan V, Harutyunyan A, Torosyan A, *et al.* Tobacco-related risk perceptions, social influences and public smoke-free policies in relation to smoke-free home restrictions: findings from a baseline cross-sectional survey of Armenian and Georgian adults in a community randomised trial. *BMJ Open* 2022;**12**:e055396. doi:10.1136/bmjopen-2021-055396

► Prepublication history and additional supplemental material for this paper are available online. To view these files, please visit the journal online (<http://dx.doi.org/10.1136/bmjopen-2021-055396>).

Received 11 July 2021  
Accepted 19 January 2022



© Author(s) (or their employer(s)) 2022. Re-use permitted under CC BY-NC. No commercial re-use. See rights and permissions. Published by BMJ.

For numbered affiliations see end of article.

**Correspondence to**  
Professor Carla J Berg;  
[carlaberg@gwu.edu](mailto:carlaberg@gwu.edu)

## ABSTRACT

**Objectives** Given high prevalence of smoking and secondhand smoke exposure in Armenia and Georgia and quicker implementation of tobacco legislation in Georgia versus Armenia, we examined correlates of having no/partial versus complete smoke-free home (SFH) restrictions across countries, particularly smoking characteristics, risk perceptions, social influences and public smoking restrictions.

**Design** Cross-sectional survey study design.

**Setting** 28 communities in Armenia and Georgia surveyed in 2018.

**Participants** 1456 adults ages 18–64 in Armenia (n=705) and Georgia (n=751).

**Measurements** We used binary logistic regression to examine aforementioned correlates of no/partial versus complete SFH among non-smokers and smokers in Armenia and Georgia, respectively.

**Results** Participants were an average age of 43.35, 60.5% women and 27.3% smokers. In Armenia, among non-smokers, having no/partial SFHs correlated with being men (OR=2.63, p=0.001) and having more friend smokers (OR=1.23, p=0.002); among smokers, having no/partial SFHs correlated with being unmarried (OR=10.00, p=0.001), lower quitting importance (OR=0.82, p=0.010) and less favourable smoking attitudes among friends/family/public (OR=0.48, p=0.034). In Georgia, among non-smokers, having no/partial SFHs correlated with older age (OR=1.04, p=0.002), being men (OR=5.56, p<0.001), lower SHS risk perception (OR=0.43, p<0.001), more friend smokers (OR=1.49, p=0.002) and fewer workplace (indoor) restrictions (OR=0.51, p=0.026); among smokers, having no/partial SFHs correlated with being men (OR=50.00, p<0.001), without children (OR=5.88, p<0.001), daily smoking (OR=4.30, p=0.050), lower quitting confidence (OR=0.81, p=0.004), more friend smokers (OR=1.62, p=0.038) and fewer community restrictions (OR=0.68, p=0.026).

## Strengths and limitations of this study

- This is among the first studies to explore correlates of having no or partial versus complete smoke-free home restrictions in Armenia and Georgia.
- Data from this large diverse sample of adults in Armenia and Georgia are derived from rigorous sampling methods.
- Generalisability of findings is a limitation, as the study sample may not be representative of all adults in these countries.
- The cross-sectional nature and self-reported assessments limit the ability to make causal attributions or account for bias.
- The results could be biased due to several factors, such as unmeasured variables associated with differential participation across countries.

**Conclusions** Private settings continue to lack smoking restrictions in Armenia and Georgia. Findings highlight the importance of social influences and comprehensive tobacco legislation, particularly smoke-free policies, in changing household smoking restrictions and behaviours. **Trial registration number** NCT03447912.

## INTRODUCTION

Despite the undeniable evidence that secondhand smoke exposure (SHSe) can lead to various severe diseases such as cancer, cardiovascular and respiratory diseases, SHSe continues to be a significant public health concern worldwide.<sup>1</sup> People experience SHSe in various indoor and outdoor public and private places such as homes, vehicles, workplaces, bars, cafes, restaurants



and other settings.<sup>2</sup> The only evidence-based measure to adequately protect both smokers and non-smokers from the hazards of SHSe is through creating smoke-free environments by implementing comprehensive smoke-free policies.<sup>1,3,4</sup> Since the introduction of the Article 8 of the WHO Framework Convention on Tobacco Control (WHO FCTC), numerous countries have adopted and implemented smoke-free policies to decrease SHSe in various settings.<sup>1</sup> The number of countries adopting comprehensive smoke-free policies have increased over recent years, currently covering about 22% of the world's population.<sup>1</sup> Adoption of comprehensive smoke-free policies in places like workplaces and public places (eg, restaurants and bars) eventually results in decreased SHSe rates and ultimately in improved health outcomes.<sup>4,5</sup>

Nevertheless, SHSe among non-smokers and children in private settings like homes and cars continues to be prevalent, as smoke-free rules in such private settings are rarely implemented and exist mainly voluntarily.<sup>1,6,7</sup> Despite being the only measure for adequately protecting non-smokers from SHSe, smoke-free rules in private settings have numerous other benefits such as encouraging non-smoking behaviour, reducing the number of cigarettes smoked daily,<sup>8,9</sup> triggering smoking cessation,<sup>8,9</sup> preventing relapse among those who quit<sup>10</sup> and promoting an antismoking attitude among youth and decreasing the likelihood of initiating smoking.<sup>2,11</sup>

Tobacco use and SHSe are especially prominent in low and middle-income countries (LMICs)<sup>1</sup> such as Armenia and Georgia. Both Armenia and Georgia have high smoking rates among men (51.5% and 57.0%, respectively).<sup>12,13</sup> In contrast, smoking rates among women are much lower (1.8% and 7.0%, respectively).<sup>12,13</sup> Evidence indicated that both countries have also high rates of SHSe,<sup>14,15</sup> even in places where tobacco use was not allowed.<sup>14</sup> An estimated 56.4% of Armenian adults experience SHSe in the home past-month, with 26.6% experiencing SHSe in the workplace.<sup>12</sup> Similarly, an estimated 43.0% of Georgian adults experience daily SHSe in the home, with 15.8% experiencing daily SHSe in the workplace.<sup>13</sup>

Armenia and Georgia ratified the WHO FCTC in 2004 and 2006, respectively; however, few FCTC-recommended tobacco control policies had been implemented until recently. In 2004, Armenia introduced smoke-free policies in educational, cultural, healthcare, public transportation and other public places, except dining facilities (eg, bars and restaurants). In February 2020, Armenia adopted new legislation, which extended existing smoke-free policy restrictions to all public places including workplaces, dining facilities and to all types of tobacco products (eg, hookah, heated tobacco products, electronic cigarettes) to be in force in 2022. In 2017–2018, Georgia implemented new progressive tobacco control policies including comprehensive smoke-free prohibitions in a broad range of indoor and outdoor public places (including workplaces) that applied to all types of tobacco products.

It is suggested that comprehensive smoke-free policies help to educate the public about the hazards of SHSe and tend to encourage healthier behaviours. Particularly, many studies conclude that, after implementation of complete restrictions in workplaces and public places, the likelihood of voluntary introduction of smoke-free home (SFH) restrictions increases.<sup>16–19</sup> Implementation of comprehensive national smoke-free policies is one of the factors changing social acceptability of smoking behaviour and accelerating adoption of SFH restrictions,<sup>20</sup> although a delayed response to such policies.

SFH restrictions are more common among those with children in the home (especially children less than 5 years old<sup>21</sup> and with non-smoking family members in the home.<sup>22</sup> Increased knowledge and perception of the harms of SHSe are also shown to be associated with more favourable attitudes towards smoke-free environments,<sup>23</sup> better efforts to reduce exposure<sup>24,25</sup> and adoption of complete SFH restrictions.<sup>16,20</sup> Indeed, Georgia-based research indicates that, while the majority of adults believe that SHSe is harmful, homes continue to be a primary source of SHSe<sup>15</sup> and common efforts to reduce its impact include partial restrictions (eg, limiting rooms where smoking is allowed).<sup>26</sup> Another relatively less studied factor described in the literature is knowledge and perception of harms of thirdhand smoke exposure (THSe), which are associated with stricter SFH and smoke-free car restrictions.<sup>27,28</sup>

Given that smokers are less likely to implement complete SFH restrictions<sup>16,20,29</sup> compared with non-smokers, countries with high prevalence of men smoking such as Armenia and Georgia are at greater risk of SHSe in private settings. Additionally, considering that both countries have introduced comprehensive smoke-free policies rather recently (Georgia relatively earlier than Armenia), SHSe in private settings in Armenia and Georgia remains a prominent issue. The extent to which people in Armenia and Georgia perceive the impacts of SHSe and THSe as harmful may limit the extent to which they are likely to implement SFH restrictions. Moreover, understanding the home context, the nuanced nature of who has implemented complete SFH restrictions versus partial or no restrictions, places in the home where smoking is most likely to be allowed, who are the main sources of the exposure in homes, and how family members discuss and negotiate SFH policies are critical to informing SFH interventions.

Accordingly, the current study examined correlates of having no or partial versus complete SFH restrictions among non-smokers and smokers in 28 communities across Armenia and Georgia within the context of a community randomised controlled trial (RCT) examining the impact of local coalitions promoting smoke-free air. This study draws from a socioecological framework,<sup>30</sup> which highlights multilevel influences on health outcomes, including individual-level, interpersonal, community-level and policy-level factors. In this study, we are analysing data from Armenia and Georgia

separately to account for the policy-level differences in public smoke-free restrictions. Among survey participants in each country, we explored (1) individual factors (ie, sociodemographics, tobacco use characteristics, tobacco-related risk perceptions), (2) interpersonal factors (ie, social influences) and (3) community-level factors (ie, exposure to smoking restrictions in one's community—at work, in restaurants/bars) as correlates of SFH status. We further characterise the nature of SFH restrictions as well as household vehicle restrictions and SHSe across SFH restriction levels.

## METHODS

### Ongoing study overview

The Institutional Review Boards of Emory University (IRB00097093), the National Academy of Sciences of the Republic of Armenia (IRB00004079), the American University of Armenia (AUA-2017–013) and the National Center for Disease Control and Public Health of Georgia (IRB00002150) approved this study. The ongoing parent study is more fully described elsewhere<sup>31</sup> and briefly described here. This study uses a matched-pairs community RCT to examine the effectiveness of local coalitions in promoting smoke-free air and reducing SHSe in Armenia and Georgia. We purposively selected 14 'communities' (ie, municipalities) per country with small to medium populations. Communities were paired in each country based on region (and distance from Yerevan or Tbilisi), population size and local public health branch/centre budget, then randomly assigned to intervention versus control conditions.

### Data collection

Among all 28 intervention and control communities, population-level surveys (ie, of community member) were conducted before the launch of the coalition member trainings (October–November 2018) and then will be conducted at the culmination of coalition activity (Spring 2022). Current analyses focus on baseline population-level surveys conducted in October–November 2018. The target sample size was 50 surveys/community in order to address the parent study aims of detecting changes in SHSe from baseline to follow-up in a two-arm community RCT of 28 communities; this sample was also well powered to address the current research questions. The sampling strategies were different in the two countries because of availability of household data in Armenia (but not in Georgia) and the utility of 'clusters' (ie, geographically defined areas of 150 households) in Georgia (but not in Armenia). In both countries, we obtained census data for all households within the municipality limits from the Bureau of Statistics. In each household, the KISH method<sup>32</sup> was used to identify target participants. Individuals ages 18–64 within selected households were eligible to be selected as participants. We approached study participants in-person at their homes, provided a

study description, obtained written informed consent and administered the survey via electronic tablets.

In *Armenia*, addresses in each city were randomly ordered; assessments began at the beginning of the list and continued until the target recruitment in each city (n=50) was reached. Overall, 1128 households were visited, of which 27.4% (n=309) were ineligible (9.3% no household member ≥18 eligible, 10.6% closed door/not home/do not live there anymore, 6.6% non-existing address). Among the 819 eligible, 705 (86.1%) participated.

In *Georgia*, multistage cluster sampling was used to select study participants. In step 1, five clusters per city were identified. In step 2, 15 households per cluster were selected using a random walking method: the total number of households was divided by \*15\* (assuming ~75% response rate) to determine how many households needed to be skipped before arriving at the next designated household (eg, if the municipality included 150 households, the data collector would go from the first selected household to the 10th). Overall, 958 households were visited, of which 5.0% (n=48) were ineligible (no household member ≥18 reachable or eligible). Among the 910 eligible, 751 (82.5%) participated.

### Measures

The following variables were included in the current analyses. The complete survey questionnaire is provided in online supplemental file 1.

### Correlates of interest

We examined: (1) individual-level factors, specifically sociodemographics, tobacco use characteristics and tobacco-related risk perceptions; (2) interpersonal-level factors or social influences; and (3) community-level factors, specifically exposure to public smoke-free restrictions.

*Individual-level factors: sociodemographics, tobacco use characteristics and risk perceptions.* In terms of *sociodemographics*, current analyses included age, sex, education level, employment status, marital status and children under the age of 18 in the home.

Regarding *tobacco use characteristics*, we asked all participants about their lifetime cigarette use. We asked: 'Have you smoked at least 100 cigarettes in your life? 0=no; 1=yes'. Among lifetime cigarette users, we assessed past 30-day cigarette smoking: '0=everyday; 1=some days; 2=not at all'. Among past 30-day smokers (ie, current smokers, those reporting smoking on some days or everyday), we assessed number of days smoked, cigarettes smoked per day, readiness to quit (indicating readiness to quit in the next 30 days or in the next 6 months), past-year quit attempts (reporting any vs no quit attempt in the past year) and importance and confidence in quitting (0=not at all to 10=extremely important or extremely confident).

*Risk perceptions* were assessed using multiple measures. Participants were asked, 'How harmful to your health do you think the use of cigarettes is, on a scale of 1=not at all harmful



to 7=extremely harmful?' Participants were also asked, 'Do you think or know that *smoking* is the cause of the following diseases and conditions: stroke (brain haemorrhage); heart attack; cervical cancer; lung cancer; mouth cancer; addiction; Parkinson's disease; bronchitis; tuberculosis; obesity or none of these. We also asked, 'Based on what you know or believe, to what extent does breathing other people's smoke cause serious illness in non-smokers?' and 'To what extent do you think inhaling tobacco smoke when somebody else is smoking is harmful to you?' with response options of: 0=not at all; 1=a little; 2=somewhat or 3=extremely harmful. We also asked, 'To what extent do you agree with this statement: after someone smokes in a room, dangerous particles are left behind in the dust, air and surfaces in the room: strongly disagree; somewhat disagree; somewhat agree or strongly agree'. For the purposes of creating a single index score across these three items, we averaged the score across the three items (Cronbach's alpha=0.86). Additionally, we asked participants, 'Do you think or know that *exposure to secondhand smoke* is the cause of the following diseases: lung cancer in non-smokers; heart attack in non-smokers; asthma in children; middle ear infection in children or none of these'.

*Interpersonal factors: social influences.* Participants were asked, 'How many of your closest friends (who might include relatives and coworkers) smoke cigarettes? 0=none; 1=almost none; 2=less than half; 3=about half; 4=more than half; 5=almost all; 6=all'. This item was operationalised as a continuous variable for analysis (range: 0–6). We also asked current smokers, 'What do *people who are important to you, like your friends and family*, think about you smoking cigarettes?' and 'What do you think the *general public's attitude* is towards smoking cigarettes?' with response options of: '0=all or nearly all disapprove; 1=most disapprove; 2=about half approve and half disapprove; 3=most approve; 4=all or nearly all approve'. These two items were operationalised as a friend/family/public attitude index score by calculating the average rating across items (range: 0–4) (Cronbach's alpha=0.59).

*Community-level factors: exposure to public smoke-free restrictions.* To assess smoke-free restrictions at work, we first asked participants whether they worked outside of the home, and if so, whether their workplace included an indoor setting. Among those indicating that their workplace included an indoor setting, we asked, 'Which of the following best describes the policy regarding smoking in indoor areas at your work: 0=smoking is permitted everywhere, 1=smoking is permitted only in certain indoor areas, 2=smoking prohibited in all indoor areas or 3=there is no policy?'. We created a three-level restriction 'dose' variable (0=allowed/no rules, 1=partial restrictions, 2=complete restrictions). We recoded those who were unemployed (N=743) or employed without indoor settings (N=31) as 'allowed/no rules', as this represents the lack of a setting with smoking restrictions.

To assess restrictions about restaurants and bars in participants' communities, participants were asked, 'Which of the following best describes the rules about smoking in (1) restaurants in the community where you

live? and (2) drinking establishments such as a pub or bar in the community where you live?' Response options include: smoking is allowed in all indoor areas; smoking is allowed only in some indoor areas; smoking is not allowed in any indoor area or every (restaurant/bar) has its own rules'. Each of these items were converted to single three-level restrictions 'dose' variables (0=allowed/no rules, 1=partial restrictions/each has its own rules, 2=complete restrictions). We then created a single three-level restriction for both restaurants and bars (Cronbach's alpha=0.94).

#### Outcome: SFH restrictions

Participants were asked, 'Which of the following statements best describes the smoking rules in your home: 0=smoking in your home is allowed, 1=smoking in your home is generally not allowed with certain exceptions, 2=smoking in your home is never allowed or 3=there are no rules about smoking in your home?' We then created a three-level restrictions 'dose' variable (0=allowed/no rules, 1=partial restrictions, 2=complete restrictions).

To further characterise factors related to restrictions in private settings and SHSe, we included additional measures. To more fully assess *restrictions in personal settings*, participants were asked, 'How much do the people you live with help to enforce the rules regarding smoking in the home? not at all; a little; somewhat; a lot or we do not have rules about smoking in the home'. To assess restrictions in cars, participants were asked, 'Which statement best describes the rules about smoking in *your household vehicles* (cars or trucks)? allowed in all vehicles; sometimes allowed in some vehicles; never allowed in any vehicle; no rules about smoking in the vehicles; or don't own a vehicle'. We created a three-level restrictions 'dose' variable (0=allowed/no rules, 1=partial restrictions, 2=complete restrictions).

We assessed *SHSe* by asking, 'In the past 30 days, on how many days did you breathe the smoke from someone else's smoking?' To assess smoking in the home and car, we asked, 'In the past 30 days, on how many days did someone smoke in your home?' and 'In the past 30 days, on how many days did someone smoke in your car?' Additionally, we asked, 'Who are the primary sources of secondhand smoke you inhale? (Check up to three): spouse/partner/significant other; parents; siblings; children; extended family; friends; people at work; other'. Current smokers were also asked, 'How much do you try to minimise the amount that non-smokers are exposed to your cigarette smoke? not at all; a little; somewhat; or a lot'.

#### Data analysis

We first conducted descriptive analyses to characterise participants. Then, we conducted bivariate analyses to examine differences in sociodemographics, smoking-related characteristics and our primary correlates of interest (ie, sociodemographics, tobacco use characteristics, risk perceptions, social influences, exposure to public smoke-free restrictions): (1) between Armenia and

Georgia and (2) across participants reporting no, partial and complete SFH restrictions.

We then built a multivariable binary logistic regression identifying correlates of no/partial SFH restrictions versus complete restrictions (referent group). The models included sociodemographics, smoking-related characteristics (as appropriate) and our correlates of interest. (Regression analysis was also conducted using multilevel modelling to account hierarchical structure of the data (ie, participants at the individual level nested in communities)<sup>33–35</sup>; all intraclass correlations ranged from 0 to 0.01, and findings were not significantly different. Thus, we chose to present the simpler models accounting for country.) All analyses were conducted in SPSS V.26, and alpha was set at 0.05.

### Patient

Community members were not involved in setting the research question or the outcome measures, but they were intimately involved in design and implementation of the intervention of the ongoing parent study.

## RESULTS

### Participant characteristics in relation to SFH status

Across both countries, participants were on average 43.35 years old, 60.5% were women, 32.1% with a college education and 49.0% employed. Overall, 54.2% of Armenians reported having no SFH restrictions, 21.9% partial and 23.9% complete (table 1). In contrast, only 16.8% of Georgians reported having no SFH restrictions, 30.9% partial and 52.3% complete. In both countries, having fewer SFH restrictions was associated with having a lower education level ( $p < 0.050$ ) and smoking more cigarettes per day among smokers ( $p < 0.050$ ). In Georgia, having fewer SFH restrictions was also associated with being men ( $p = 0.002$ ), and less importance and confidence in quitting among smokers ( $p < 0.001$ ).

Bivariate analysis (table 2) showed that, among Armenians, correlates of having fewer SFH restrictions included: reporting less frequently that smoking is associated with heart attack ( $p = 0.006$ ), cervical cancer ( $p = 0.001$ ) and tuberculosis ( $p = 0.005$ ); less belief that inhaling tobacco smoke is harmful ( $p = 0.019$ ); and reporting less frequently that SHSe is associated with lung cancer in non-smokers ( $p = 0.048$ ) and middle ear infection in children ( $p = 0.006$ ). Among Georgians, correlates of having fewer SFH restrictions included: lower perceived harm of smoking to smoker's health ( $p < 0.001$ ); reporting less frequently that smoking is associated with stroke ( $p < 0.001$ ), heart attack ( $p < 0.001$ ), cervical cancer ( $p = 0.041$ ), lung cancer ( $p < 0.001$ ), addiction ( $p < 0.001$ ) and bronchitis ( $p = 0.005$ ); lower perceived risk of SHSe and THSe ( $p < 0.001$ ); and reporting less frequently that SHSe is associated with lung cancer and heart attack in non-smokers or asthma in children ( $p < 0.001$ ).

Regarding social influences, in both countries, having fewer SFH restrictions was associated with having more friends who smoked ( $p < 0.001$ ). In Georgia, having fewer SFH restrictions was also associated with smokers

perceiving more approval of their smoking ( $p < 0.001$ ). In terms of exposure to public smoke-free restrictions, in Georgia, having fewer SFH restrictions also was associated with having fewer workplace smoke-free restrictions ( $p < 0.001$ ).

Bivariate analyses (table 3) indicated that correlates of fewer SFH restrictions in both countries included: less support from household members in enforcing rules ( $p < 0.001$ ); fewer household vehicle smoke-free restrictions ( $p < 0.001$ ); increased SHSe ( $p < 0.001$ ); more days where smoking occurred in the home and in the car in the past 30 days ( $p < 0.001$ ); having as primary sources of SHSe include one's spouse/partner/significant other and friends ( $p < 0.050$ ); and fewer efforts to minimise SHSe among smokers ( $p = 0.001$ ). In Armenia, having fewer SFH restrictions also was associated with having as primary sources of SHSe include one's siblings ( $p = 0.015$ ) and extended family ( $p = 0.020$ ). In Georgia, having fewer restrictions also was associated with having as primary sources of SHSe include one's children ( $p = 0.018$ ) and others ( $p < 0.001$ ).

### Multivariable regression results

Binary logistic regression analyses (table 4) indicated that, among non-smokers in Armenia, having no/partial SFHs correlated with being men ( $OR = 0.38$ ,  $p = 0.001$ ) and having more friend smokers ( $OR = 1.23$ ,  $p = 0.002$ ). Among smokers in Armenia, having no/partial SFHs correlated with being unmarried ( $OR = 0.10$ ,  $p = 0.001$ ), lower quitting importance ( $OR = 0.82$ ,  $p = 0.010$ ) and less favourable smoking attitudes among friends/family/public ( $OR = 0.48$ ,  $p = 0.034$ ).

In Georgia, among non-smokers, having no/partial SFHs correlated with older age ( $OR = 1.04$ ,  $p = 0.002$ ), being men ( $OR = 0.18$ ,  $p < 0.001$ ), lower SHS risk perception ( $OR = 0.43$ ,  $p < 0.001$ ), more friend smokers ( $OR = 1.49$ ,  $p = 0.002$ ) and fewer workplace (indoor) restrictions ( $OR = 0.51$ ,  $p = 0.026$ ). Among smokers, having no/partial SFHs correlated with being men ( $OR = 0.02$ ,  $p < 0.001$ ), not having children in the home ( $OR = 0.17$ ,  $p < 0.001$ ), daily smoking ( $OR = 4.30$ ,  $p = 0.050$ ), lower quitting confidence ( $OR = 0.81$ ,  $p = 0.004$ ), more friend smokers ( $OR = 1.62$ ,  $p = 0.038$ ) and fewer community restrictions ( $OR = 0.68$ ,  $p = 0.026$ ).

## DISCUSSION

Data from this sample of Armenian and Georgian adults in 28 communities in a community RCT indicated alarmingly high national estimates of smoking prevalence.<sup>12 13</sup> Historically, former Soviet Union countries including Armenia and Georgia have had among the highest tobacco use prevalence in the world among men, although relatively low among women.<sup>36</sup> In countries with such high prevalence, SHSe in private settings such as homes and cars is particularly concerning, as those are the places where most SHSe occurs.<sup>37</sup> Over half of the respondents (54.2%) from Armenia reported having no

**Table 1** Participant characteristics and bivariate analyses examining sociodemographics and tobacco use characteristics in relation to smoke-free home restriction levels among Armenian and Georgian adults (2018)

Variable	Armenia				Georgia				P value
	Smoke-free home restrictions			Total	Smoke-free home restrictions			Total	
	None	Partial	Complete		None	Partial	Complete		
	<b>N=703 (100%)</b>	<b>N=154 (21.9%)</b>	<b>N=168 (23.9%)</b>	<b>N=751 (100%)</b>	<b>N=126 (16.8%)</b>	<b>N=232 (30.9%)</b>	<b>N=393 (52.3%)</b>		
<b>Sociodemographics</b>									
Age, M (SD)	42.58 (13.39)	43.10 (13.43)	42.83 (13.26)	44.08 (13.53)	46.37 (14.06)	43.72 (13.13)	43.56 (13.55)	0.113	
Sex, N (%)								0.788	
Male	208 (29.6)	110 (28.9)	49 (29.2)	365 (48.6)	65 (51.6)	132 (56.9)	168 (42.7)		
Female	495 (70.4)	271 (71.1)	119 (70.8)	386 (51.4)	61 (48.4)	100 (43.1)	225 (57.3)		
Education, N (%)								0.021	
<High school	161 (22.9)	87 (22.8)	42 (25.0)	62 (8.3)	24 (19.0)	14 (6.0)	24 (6.1)		
High school to some college	317 (45.1)	187 (49.1)	59 (35.1)	447 (59.5)	75 (59.5)	149 (64.2)	223 (56.7)		
≥College degree	225 (32.0)	107 (28.1)	67 (39.9)	242 (32.2)	27 (21.4)	69 (29.7)	146 (37.2)		
Employed, N (%)	310 (44.1)	174 (45.7)	74 (44.0)	402 (53.5)	65 (51.6)	141 (60.8)	196 (49.9)	0.027	
Married/cohabitating, N (%)	533 (75.8)	286 (75.1)	125 (74.4)	527 (70.2)	72 (57.1)	176 (75.9)	279 (71.0)	0.001	
Children under 18 in the home, N (%)	385 (56.6)	204 (55.6)	96 (57.1)	345 (45.9)	35 (27.8)	118 (50.9)	192 (48.9)	<0.001	
<b>Tobacco use characteristics</b>									
Current smoking status, N (%)								0.102	
Non-smokers	560 (79.7)	294 (77.2)	143 (85.1)	497 (66.2)	54 (42.9)	127 (54.7)	316 (80.4)		
Current smokers	143 (20.3)	87 (22.8)	25 (14.9)	254 (33.8)	72 (57.1)	105 (45.3)	77 (19.6)		
Current smoking frequency, N (%) *								0.162	
Every day	129 (90.2)	80 (92.0)	20 (80.0)	221 (87.0)	67 (93.1)	89 (84.8)	65 (84.4)		
Some days	14 (9.8)	7 (8.0)	5 (20.0)	33 (13.0)	5 (6.9)	16 (15.2)	12 (15.6)		
Cigarettes smoked/day, M (SD) *	21.57 (11.23)	23.76 (10.37)	18.10 (10.44)	21.02 (10.62)	25.23 (10.80)	19.73 (9.66)	18.78 (10.72)	<0.001	
Importance of quitting, M (SD) *†	6.50 (3.69)	5.89 (3.86)	7.55 (3.50)	5.33 (2.86)	4.32 (3.10)	5.25 (2.48)	6.44 (2.75)	<0.001	
Confidence in quitting, M (SD) *†	4.82 (3.88)	4.41 (3.98)	4.68 (3.88)	4.79 (2.73)	3.75 (2.81)	5.14 (2.77)	5.34 (2.31)	<0.001	
Past-year quit attempt, N (%) *	42 (6.0)	21 (5.5)	9 (5.4)	31 (4.1)	6 (4.8)	10 (4.3)	15 (3.8)	0.885	
Readiness to quit, next 6 months, N (%) *	23 (16.9)	11 (13.3)	4 (18.2)	25 (10.4)	4 (5.6)	12 (12.5)	9 (12.3)	0.277	

Continued



**Table 2** Bivariate analyses examining tobacco-related risk perceptions, social influences and exposure to public smoke-free restrictions in relation to smoke-free home restriction levels among Armenian and Georgian adults (2018)

Variable	Armenia				Georgia				
	Smoke-free home restrictions				Smoke-free home restrictions				
	Total	None	Partial	Complete	Total	None	Partial	Complete	
	<b>N=703 (100%)</b>	<b>N=381 (54.2%)</b>	<b>N=154 (21.9%)</b>	<b>N=168 (23.9%)</b>	<b>N=751 (100%)</b>	<b>N=126 (16.8%)</b>	<b>N=232 (30.9%)</b>	<b>N=393 (52.3%)</b>	
				<b>P value</b>				<b>P value</b>	
<b>Tobacco-related risk perceptions</b>									
Harm of Smoking to Smoker's Health, M (SD) *	5.74 (2.18)	5.71 (2.16)	5.89 (2.07)	5.70 (2.32)	6.09 (1.71)	5.20 (1.91)	5.87 (1.85)	6.51 (1.40)	<0.001
Associated with smoking, N (%) <sup>a</sup>									
Stroke (brain haemorrhage)	498 (71.6)	271 (72.1)	103 (66.9)	124 (74.7)	404 (53.8)	41 (32.5)	124 (53.4)	239 (60.8)	<0.001
Heart attack	517 (74.3)	284 (75.5)	100 (64.9)	133 (80.1)	533 (71.0)	68 (54.0)	162 (69.8)	303 (77.1)	<0.001
Cervical cancer	268 (38.5)	128 (34.0)	55 (35.7)	85 (51.2)	154 (20.5)	16 (12.7)	47 (20.3)	91 (23.2)	0.041
Lung cancer	594 (85.3)	320 (85.1)	127 (82.5)	147 (88.6)	631 (84.0)	88 (69.8)	194 (83.6)	349 (88.8)	<0.001
Mouth cancer	417 (59.9)	216 (57.4)	93 (60.4)	108 (65.1)	267 (35.6)	33 (26.2)	87 (37.5)	147 (37.4)	0.055
Addiction	528 (75.9)	277 (73.7)	114 (74.0)	137 (82.5)	279 (37.2)	33 (26.2)	70 (30.2)	176 (44.8)	<0.001
Parkinson's disease	197 (28.3)	109 (29.0)	35 (22.7)	53 (31.9)	35 (4.7)	3 (2.4)	7 (3.0)	25 (6.4)	0.066
Bronchitis	429 (61.6)	227 (60.4)	92 (59.7)	110 (66.3)	278 (37.0)	44 (34.9)	68 (29.3)	166 (42.2)	0.005
Tuberculosis	333 (47.8)	175 (46.5)	62 (40.3)	96 (57.8)	106 (14.1)	18 (14.3)	23 (9.9)	65 (16.5)	0.071
Secondhand and Thirdhand Smoke Beliefs Score, M (SD)	2.49 (0.63)	2.45 (0.65)	2.48 (0.64)	2.57 (0.57)	2.34 (0.89)	1.71 (1.11)	2.22 (0.85)	2.61 (0.70)	<0.001
Breathing SHS cause non-smoker illness <sup>b</sup>	2.51 (0.67)	2.48 (0.68)	2.52 (0.67)	2.57 (0.65)	2.56 (0.70)	2.07 (0.97)	2.47 (0.68)	2.74 (0.52)	<0.001
Inhaling tobacco smoke is harmful <sup>c</sup>	2.52 (0.71)	2.49 (0.74)	2.47 (0.75)	2.66 (0.57)	2.50 (0.74)	1.92 (1.05)	2.42 (0.67)	2.72 (0.55)	<0.001
Belief in THS <sup>d</sup>	2.55 (0.75)	2.49 (0.79)	2.57 (0.77)	2.66 (0.61)	2.51 (0.75)	2.04 (1.01)	2.37 (0.77)	2.72 (0.54)	<0.001
Associated with Secondhand Smoke Exposure, N (%) <sup>e</sup>									

Continued



Table 2 Continued

Variable	Armenia				Georgia				
	Smoke-free home restrictions				Smoke-free home restrictions				
	Total	None	Partial	Complete	Total	None	Partial	Complete	
	<b>N=703 (100%)</b>	<b>N=381 (54.2%)</b>	<b>N=154 (21.9%)</b>	<b>N=168 (23.9%)</b>	<b>N=751 (100%)</b>	<b>N=126 (16.8%)</b>	<b>N=232 (30.9%)</b>	<b>N=393 (52.3%)</b>	
	<b>P value</b>			<b>P value</b>				<b>P value</b>	
Lung cancer in non-smokers	462 (66.4)	236 (62.8)	104 (67.5)	122 (73.5)	504 (67.1)	66 (52.4)	155 (66.8)	283 (72.0)	<0.001
Heart attack in non-smokers	370 (53.2)	194 (51.6)	81 (52.6)	95 (57.2)	396 (52.7)	43 (34.1)	106 (45.7)	247 (62.8)	<0.001
Asthma in children	536 (77.0)	283 (75.3)	122 (79.2)	131 (78.9)	487 (64.8)	52 (41.3)	157 (67.7)	278 (70.7)	<0.001
Middle ear infection in children	254 (36.5)	131 (34.8)	46 (29.9)	77 (46.4)	60 (8.0)	7 (5.6)	17 (7.3)	36 (9.2)	0.389
<b>Tobacco-related social influences</b>									
Number of friend smokers index, M (SD) †	2.94 (1.40)	3.10 (1.34)	3.07 (1.32)	2.47 (1.49)	2.23 (1.38)	2.78 (1.44)	2.27 (1.32)	2.03 (1.35)	<0.001
Friend/family/public attitude index, M (SD) (smokers) ‡	0.93 (0.83)	0.92 (0.87)	0.81 (0.80)	1.14 (0.66)	1.20 (0.63)	1.49 (0.62)	1.17 (0.58)	0.97 (0.61)	<0.001
<b>Exposure to public smoke-free restrictions</b>									
Workplace (indoor) restrictions, N (%)									<0.001
Allowed/no restrictions	82 (11.7)	54 (14.2)	14 (9.1)	14 (8.3)	110 (14.6)	29 (23.0)	48 (20.7)	33 (8.4)	
Partial restrictions	41 (5.8)	24 (6.3)	11 (7.1)	6 (3.6)	38 (5.1)	11 (8.7)	19 (8.2)	8 (2.0)	
Complete restrictions	159 (22.6)	80 (21.0)	32 (20.8)	47 (28.0)	231 (30.8)	20 (15.9)	60 (25.9)	151 (38.4)	
Unemployed/employed without indoor	421 (59.9)	223 (58.5)	97 (63.0)	101 (60.1)	372 (49.5)	66 (52.4)	105 (45.3)	201 (51.1)	
Work restrictions dose, M (SD)	0.51 (0.84)	0.48 (0.82)	0.49 (0.82)	0.60 (0.90)	0.67 (0.92)	0.41 (0.75)	0.60 (0.87)	0.79 (0.97)	<0.001
Restaurants in your community, N (%)									0.043

Continued

Variable	Armenia						Georgia						
	Smoke-free home restrictions			Smoke-free home restrictions			Smoke-free home restrictions			Smoke-free home restrictions			
	Total	None	Partial	Complete	Total	None	Partial	Complete	Total	None	Partial	Complete	
	<b>N=703 (100%)</b>	<b>N=381 (54.2%)</b>	<b>N=154 (21.9%)</b>	<b>N=168 (23.9%)</b>	<b>N=751 (100%)</b>	<b>N=126 (16.8%)</b>	<b>N=232 (30.9%)</b>	<b>N=393 (52.3%)</b>	<b>P value</b>	<b>N=126 (16.8%)</b>	<b>N=232 (30.9%)</b>	<b>N=393 (52.3%)</b>	<b>P value</b>
Allowed/no restrictions/do not know	277 (39.6)	151 (39.6)	58 (37.7)	68 (41.2)	114 (15.2)	24 (19.0)	34 (14.7)	56 (14.2)		24 (19.0)	34 (14.7)	56 (14.2)	
Partial restrictions/ each has its own rules	388 (55.4)	216 (56.7)	85 (55.2)	87 (52.7)	52 (6.9)	15 (11.9)	10 (4.3)	27 (6.9)		15 (11.9)	10 (4.3)	27 (6.9)	
Complete restrictions	35 (5.0)	14 (3.7)	11 (7.1)	10 (6.1)	584 (77.9)	87 (69.0)	187 (81.0)	310 (78.9)		87 (69.0)	187 (81.0)	310 (78.9)	
Bars in your community, N (%)					0.275			0.217					
Allowed/no restrictions/do not know	341 (48.7)	184 (48.3)	81 (52.6)	76 (46.1)	147 (19.6)	27 (21.4)	46 (19.9)	74 (18.8)		27 (21.4)	46 (19.9)	74 (18.8)	
Partial restrictions/ each has its own rules	333 (47.6)	187 (49.1)	67 (43.5)	79 (47.9)	37 (4.9)	11 (8.7)	8 (3.5)	18 (4.6)		11 (8.7)	8 (3.5)	18 (4.6)	
Complete restrictions	26 (3.7)	10 (2.6)	6 (3.9)	10 (6.1)	566 (75.5)	88 (69.8)	177 (76.6)	301 (76.6)		88 (69.8)	177 (76.6)	301 (76.6)	
Community restrictions dose, M (SD)	1.20 (1.05)	1.18 (1.02)	1.21 (1.06)	1.25 (1.10)	0.802	2.98 (1.60)	3.23 (1.46)	3.22 (1.46)		2.98 (1.60)	3.23 (1.46)	3.22 (1.46)	0.250

Do not know was: a. n=49 (3.4%); b. n=63 (4.3%); c. n=51 (3.5%); d. n=84 (5.8%); and e. n=158 (10.9%). Do not know recoded as 0 to create SHS and THS Beliefs score. Other variables not equaling column totals due to missing data.

P-value is from omnibus tests by country.

\*On a scale of 0=not at all to 7=extremely.

†On a scale of 0=none to 6=all.

‡On a scale of 0=all/nearly all disapprove to 4=all/nearly all approve; average across two items.

§On a scale of 0=not at all or strongly disagree to 3=a lot/extremely or strongly agree.

M, mean; N, number.

**Table 3** Bivariate analyses examining secondhand smoke exposure in relation to smoke-free home restriction levels among Armenian and Georgian adults (2018)

Variable	Armenia				Georgia				
	Smoke-free home restrictions				Smoke-free home restrictions				
	Total N=703 (100%)	None N=381 (54.2%)	Partial N=154 (21.9%)	Complete N=168 (23.9%)	Total N=751 (100%)	None N=126 (16.8%)	Partial N=232 (30.9%)	Complete N=393 (52.3%)	P value
<b>Smoke-free restrictions</b>									
Household helps enforce rules, N (%) *									<0.001
Not at all	63 (9.0)	46 (12.1)	12 (7.8)	5 (3.0)	33 (4.4)	30 (23.8)	2 (0.9)	1 (0.3)	
A little	37 (5.3)	24 (6.3)	5 (3.2)	8 (4.8)	16 (2.1)	13 (10.3)	2 (0.9)	1 (0.3)	
Somewhat	91 (12.9)	44 (11.5)	39 (25.3)	8 (4.8)	121 (16.1)	20 (15.9)	89 (38.4)	12 (3.1)	
A lot	256 (36.4)	35 (9.2)	89 (57.8)	132 (78.6)	503 (67.0)	3 (2.4)	127 (54.7)	373 (94.9)	
No rules	241 (34.3)	223 (58.5)	5 (3.2)	13 (7.7)	71 (9.5)	57 (45.2)	11 (4.7)	3 (0.8)	
Household vehicle restrictions, N (%)									<0.001
Allowed/no restrictions	191 (27.2)	143 (37.5)	28 (18.2)	20 (11.9)	125 (16.6)	50 (39.7)	44 (19.0)	31 (7.9)	
Partial restrictions	32 (4.6)	7 (1.8)	15 (9.7)	10 (6.0)	88 (11.7)	6 (4.8)	60 (25.9)	22 (5.6)	
Complete restrictions	138 (19.6)	40 (10.5)	43 (27.9)	55 (32.7)	152 (20.2)	5 (4.0)	22 (9.5)	125 (31.8)	
Do not own a vehicle	342 (48.6)	191 (50.1)	68 (44.2)	83 (49.4)	386 (51.4)	65 (51.6)	106 (45.7)	215 (54.7)	
<b>Secondhand smoke exposure (SHSe)</b>									
Any SHSe, past 30 days, N (%) *	529 (79.5)	303 (83.2)	120 (85.7)	106 (65.8)	475 (68.9)	113 (95.8)	171 (84.2)	191 (51.9)	<0.001
Number of days, past 30 days, M (SD)									
SHSe	15.09 (12.70)	18.01 (12.54)	15.99 (12.38)	7.73 (10.23)	8.77 (10.92)	21.35 (10.46)	8.16 (9.13)	5.08 (8.84)	<0.001
Smoking occurred in home	11.86 (13.57)	16.35 (13.82)	11.29 (13.25)	2.38 (6.58)	3.54 (8.37)	18.02 (12.56)	1.97 (3.33)	0.05 (0.33)	<0.001
Smoking occurred in car	6.03 (10.62)	8.97 (12.13)	4.34 (9.56)	1.97 (5.66)	3.73 (7.98)	10.30 (12.02)	4.53 (8.13)	1.28 (4.41)	<0.001
Primary sources of SHSe, N (%)									
Spouse/partner/significant other	199 (28.3)	127 (33.3)	47 (30.5)	25 (14.9)	92 (12.3)	26 (20.6)	47 (20.3)	19 (4.8)	<0.001
Parents	52 (7.4)	34 (8.9)	12 (7.8)	6 (3.6)	21 (2.8)	6 (4.8)	8 (3.4)	7 (1.8)	0.162
Siblings	64 (9.1)	40 (10.5)	18 (11.7)	6 (3.6)	23 (3.1)	8 (6.3)	6 (2.6)	9 (2.3)	0.062
Children	74 (10.5)	45 (11.8)	18 (11.7)	11 (6.5)	33 (4.4)	11 (8.7)	11 (4.7)	11 (2.8)	0.018
Extended family	88 (12.5)	52 (13.6)	25 (16.2)	11 (6.5)	111 (14.8)	18 (14.3)	31 (13.4)	62 (15.8)	0.703
Friends	293 (41.7)	142 (37.3)	66 (42.9)	85 (50.6)	370 (49.3)	65 (51.6)	145 (62.5)	160 (40.7)	<0.001
People at work	122 (17.4)	70 (18.4)	21 (13.6)	31 (18.5)	117 (15.6)	21 (16.7)	39 (16.8)	57 (14.5)	0.696
Other	104 (14.8)	51 (13.4)	21 (13.6)	32 (19.0)	203 (27.0)	17 (13.5)	50 (21.6)	136 (34.6)	<0.001
Try to minimise SHSe ( <i>smokers</i> ), N (%) †									<0.001
Not at all	16 (11.9)	15 (18.5)	1 (3.2)	0 (0.0)	31 (13.3)	21 (30.4)	8 (8.7)	2 (2.8)	

Continued

Table 3 Continued

Variable	Armenia				Georgia			
	Smoke-free home restrictions				Smoke-free home restrictions			
	Total	None	Partial	Complete	Total	None	Partial	Complete
	N=703 (100%)	N=381 (54.2%)	N=154 (21.9%)	N=168 (23.9%)	N=751 (100%)	N=126 (16.8%)	N=232 (30.9%)	N=393 (52.3%)
		P value						P value
A little	13 (9.7)	9 (11.1)	4 (12.9)	0 (0.0)	28 (12.0)	15 (21.7)	8 (8.7)	5 (6.9)
Somewhat	52 (38.8)	36 (44.4)	7 (22.6)	9 (40.9)	102 (43.8)	26 (37.7)	52 (56.5)	24 (33.3)
A lot	53 (39.6)	21 (25.9)	19 (61.3)	13 (59.1)	72 (30.9)	7 (10.1)	24 (26.1)	41 (56.9)

P-value is from omnibus tests by country.

\*Do not equal column total due to 'do not know' or 'prefer not to answer' responses.

†Among current smokers only.

M, mean; N, number.

unmarried or not cohabitating were more likely to have no or partial SFH restrictions. Additionally, those households having no children in the home were less likely to have SFH restrictions. Various studies conducted in different countries documented that such demographic characteristics have the potential of changing household smoking habits and introducing SFHs.<sup>43</sup> Having children in the family is considered a strong motivator for households, especially for women, to implement SFHs.<sup>43</sup> Even in cases when women are unable to achieve a complete SFH, they are likely to introduce some strategies to reduce possible SHSe.<sup>43</sup>

People's increased knowledge and beliefs regarding SHS and THS harms are shown to be strong correlates of smoke-free bans in the homes.<sup>23 27 28</sup> Our findings add to the knowledge about the association between SHS and THS risk perceptions and SFH restrictions, indicating that with increasing knowledge about the dangers of SHS and THS and related risk perceptions, the likelihood of adopting SFH restrictions increases particularly among non-smokers. The reason that this pattern was observed in Georgia only may be due to having more advanced smoke-free regulations in place in various public places at the time of the survey compared with Armenia, which may resulted in better awareness about the harms of SHS and THS in Georgia. Because many national smoke-free policies do not include the broad range of private settings (eg, cars, homes), interventions targeting education about the risks of SHSe and THSe are a key strategy, which may lead to alteration of perceptions of risks and beliefs. A clinical trial demonstrated that such interventions focusing on the education of household members about the harms of SHSe had a great potential to reduce children's SHSe in homes and promoting SFH restrictions in Armenia.<sup>44</sup>

Consistent with the literature, one of the correlates of having no or partial SFH restrictions was having more friends who smoke.<sup>45 46</sup> It is more likely that those who are repeatedly exposed to smoking by their friends and community members are less likely to create SFH restrictions. In cultures where tobacco use is highly prevalent such as Armenia and Georgia, smoking behaviour is not yet denormalised and is considered socially acceptable behaviour. This, in its turn, affects one's motivation to create and maintain SFH restrictions.<sup>43</sup> In contrast, our study revealed that less favourable attitudes towards smoking among friends, family members and the general public were associated with no or partial SFH restrictions among Armenian smokers. The reason for this unexpected finding may be the differences in perceptions and social norms towards smoking across Armenia and Georgia.

The current study findings have important implications for research and practice. These findings are particularly important for understanding the home context and revealing some critical windows for possible targeted interventions for creating SFHs in LMICs. The study indicated that people in certain demographic groups such as

**Table 4** Binary logistic regression analyses examining correlates of having no or partial household smoking restrictions compared with complete restrictions among nonsmokers and smokers in Armenia and Georgia (2018) (ref: complete restrictions)

Variable	Armenia: outcome of no/partial smoke-free home restrictions						Georgia: outcome of no/partial smoke-free home restrictions					
	Non-smokers			Smokers			Non-smokers			Smokers		
	OR	CI	P	OR	CI	P	OR	CI	P	OR	CI	P
<b>Sociodemographics</b>												
Age	1.01	1.00 to 1.03	0.148	1.04	1.00 to 1.08	0.075	1.04	1.01 to 1.07	0.002	0.99	0.96 to 1.03	0.714
Female (ref: male)	0.38	0.22 to 0.67	0.001	2.31	0.23 to 23.21	0.477	0.18	0.07 to 0.45	<0.001	0.02	0.00 to 0.09	<0.001
Unemployed (ref: employed)	1.53	0.87 to 2.69	0.137	1.90	0.65 to 5.56	0.243	1.57	0.57 to 4.31	0.382	1.54	0.63 to 3.78	0.344
Married/cohabitating	1.09	0.68 to 1.72	0.729	0.10	0.03 to 0.37	0.001	0.91	0.46 to 1.83	0.798	0.71	0.30 to 1.67	0.438
Children in the home	0.82	0.54 to 1.24	0.342	1.82	0.68 to 4.87	0.233	0.84	0.42 to 1.67	0.609	0.17	0.07 to 0.43	<0.001
<b>Smoking characteristics</b>												
Smoke every day (ref: some days)	-	-	-	0.82	0.14 to 4.73	0.820	-	-	-	4.30	1.00 to 18.44	0.050
Quitting importance	-	-	-	0.82	0.71 to 0.95	0.010	-	-	-	0.89	0.77 to 1.03	0.125
Quitting confidence	-	-	-	1.00	0.88 to 1.13	0.943	-	-	-	0.81	0.71 to 0.94	0.004
<b>Tobacco-related risk perceptions</b>												
Perceived harm to smoker's health	1.01	0.93 to 1.10	0.882	0.89	0.71 to 1.13	0.332	0.88	0.74 to 1.05	0.153	0.85	0.66 to 1.10	0.219
Secondhand and thirdhand smoke beliefs	0.92	0.66 to 1.28	0.612	0.93	0.46 to 1.89	0.843	0.43	0.29 to 0.62	<0.001	0.88	0.53 to 1.46	0.619
<b>Tobacco-related social influences</b>												
Number of friends who smoke index	1.23	1.08 to 1.40	0.002	1.22	0.82 to 1.83	0.322	1.49	1.15 to 1.92	0.002	1.62	1.03 to 2.57	0.038
Friend/family/public attitude index	-	-	-	0.48	0.24 to 0.95	0.034	-	-	-	1.99	0.96 to 4.10	0.064
<b>Exposure to public smoke-free restrictions (doses)</b>												
Workplace (indoor) restrictions	0.83	0.60 to 1.14	0.245	0.66	0.37 to 1.19	0.167	0.51	0.29 to 0.92	0.026	1.04	0.61 to 1.75	0.897
Community restrictions	1.05	0.88 to 1.25	0.594	0.70	0.45 to 1.08	0.105	1.16	0.94 to 1.44	0.173	0.68	0.49 to 0.96	0.026
<b>Nagelkerke R<sup>2</sup></b>	.062			0.343			0.232			0.496		

p, p value.

older adults, men, those unmarried or not cohabitating and not having children require better-targeted interventions. Women should be considered as change agents and be assisted with better interventions addressing strategies to improve their ability to discuss and negotiate SFH policies. Interventions should also include education component aiming to increase knowledge regarding SHS and THS exposures by emphasising their harmful impact on the health of children. Further enforcement of comprehensive smoke-free policies is needed to accelerate positive changes in community norms towards protected and smoke-free environments, particularly in private settings.

### Limitations

This sample may not represent the general adult populations of these countries; however, the cities involved in this study account for about a third of each countries' populations, respectively, but do not include: (1) the two largest cities—Yerevan and Tbilisi, where the smoking prevalence may be lower among men but higher among women; or (2) more rural areas, where the smoking prevalence may be higher among men but lower among women.<sup>12 13</sup> Additionally, the sampling/recruitment methods across countries differed by necessity and yielded different composition by sex and smoking status. Our results could also be biased due to several factors, such as unmeasured variables associated with differential participation. Finally, the cross-sectional nature and self-reported assessments limit the ability to make causal attributions or account for bias. Relatedly, there were seeming contradictory responses to some questions (eg, home smoke-free restrictions and family member help in enforcing rules) that are difficult to interpret. Thus, these results must be cautiously interpreted.

### CONCLUSIONS

Current results provide estimates on SFH restrictions in 28 communities in Armenia and Georgia and documented that private settings, particularly private homes, are lacking restrictions and remain major sources of SHSe. The findings revealed important correlates of having no or partial SFH restrictions and some cross-country differences, including some demographic and smoking characteristics, people's perceptions and beliefs about the harms of SHS and THS exposures as well as lack of enforced smoke-free restrictions in some public places. These findings are important for improving and targeting interventions to protect people from SHSe and to reduce harms of smoking in former Soviet Union countries with similar tobacco control histories. The current findings also highlight the importance of comprehensive smoke-free bans in changing household smoking behaviours.

### Author affiliations

<sup>1</sup>Turpanjian College of Health Sciences, American University of Armenia, Yerevan, Armenia

<sup>2</sup>MOH National Institute of Health Named After Academician Suren Avdalbekyan, Yerevan, Armenia

<sup>3</sup>Non-Communicable Disease Department, National Center for Disease Control and Public Health, Tbilisi, Georgia

<sup>4</sup>Department of Behavioral, Social, and Health Education Sciences, Emory University, Atlanta, Georgia, USA

<sup>5</sup>Department of Prevention and Community Health, George Washington University, Washington, District of Columbia, USA

**Acknowledgements** We would like to thank our community partners for their participation in the ongoing study and its execution.

**Contributors** Conceptualisation, VH, CJB, AH, MK; methodology, VH, AH, AT, LG, ZS, AB, VP, AD, LS, MK, CJB; software, CJB, MK; validation, VH, CJB; formal analysis, VH, CJB; investigation, VH, AH, AT, LG, ZS, AB, VP, AD, LS, MK, CJB; resources, CJB, AB, LS, MK; data curation, VH, AH, AT, LG, AD, LS; writing—original draft preparation, VH, CJB.; writing—review and editing, VH, CJB, AH, VP, MK; visualisation, VH, CJB, supervision, CJB, MCK; project administration, VH, AH, AT, LG, ZS, AB, VP, AD, LS, MK, CJB; funding acquisition, CJB, MK, LS, VP, AB. All authors have read and agreed to the published version of the manuscript. CJB serves as the guarantor.

**Funding** This work was supported by the US Fogarty International Center/National Institutes of Health (NIH) (R01TW010664-01, MPIs: Berg, Kegler). CJB is also supported by other US NIH funding, specifically the National Cancer Institute (R01CA179422-01, PI: Berg; R01CA215155-01A1, PI: Berg; R01CA239178-01A1, MPIs: Berg, Levine), the National Institute of Environmental Health Sciences/Fogarty (D43ES030927-01, MPIs: Berg, Caudle, Sturua), and the National Institute on Drug Abuse (R56DA051232-01A1, MPIs: Berg, Cavazos-Rehg).

**Competing interests** None declared.

**Patient consent for publication** Not applicable.

**Ethics approval** This study involves human participants and was approved by the Institutional Review Boards of Emory University (IRB00097093), the National Academy of Sciences of the Republic of Armenia (IRB0004079), the American University of Armenia (AUA-2017-013), and the National Center for Disease Control and Public Health of Georgia (IRB00002150) approved this study. Participants gave informed consent to participate in the study before taking part.

**Provenance and peer review** Not commissioned; externally peer reviewed.

**Data availability statement** Data are available upon reasonable request. Limited data sets are available upon reasonable request.

**Supplemental material** This content has been supplied by the author(s). It has not been vetted by BMJ Publishing Group Limited (BMJ) and may not have been peer-reviewed. Any opinions or recommendations discussed are solely those of the author(s) and are not endorsed by BMJ. BMJ disclaims all liability and responsibility arising from any reliance placed on the content. Where the content includes any translated material, BMJ does not warrant the accuracy and reliability of the translations (including but not limited to local regulations, clinical guidelines, terminology, drug names and drug dosages), and is not responsible for any error and/or omissions arising from translation and adaptation or otherwise.

**Open access** This is an open access article distributed in accordance with the Creative Commons Attribution Non Commercial (CC BY-NC 4.0) license, which permits others to distribute, remix, adapt, build upon this work non-commercially, and license their derivative works on different terms, provided the original work is properly cited, appropriate credit is given, any changes made indicated, and the use is non-commercial. See: <http://creativecommons.org/licenses/by-nc/4.0/>.

### ORCID iDs

Varuhi Hayrumyan <http://orcid.org/0000-0002-6868-8804>

Carla J Berg <http://orcid.org/0000-0001-8931-1961>

### REFERENCES

- 1 World Health Organization. MPOWER: offer help to quit tobacco use, 2019. Available: <http://www.who.int/tobacco/mpower/offer/en/>
- 2 Centers for Disease Control and Prevention. Secondhand smoke | CDC. Available: [https://www.cdc.gov/tobacco/basic\\_information/secondhand\\_smoke/index.htm](https://www.cdc.gov/tobacco/basic_information/secondhand_smoke/index.htm) [Accessed 13 Apr 2021].
- 3 Centers for Disease Control and Prevention. Secondhand Smoke (SHS) Facts | Smoking & Tobacco Use | CDC. Available: [https://www.cdc.gov/tobacco/data\\_statistics/fact\\_sheets/secondhand\\_smoke/general\\_facts/index.htm](https://www.cdc.gov/tobacco/data_statistics/fact_sheets/secondhand_smoke/general_facts/index.htm) [Accessed 13 Apr 2021].
- 4 Frazer K, Callinan JE, McHugh J, et al. Legislative smoking bans for reducing harms from secondhand smoke exposure, smoking

- prevalence and tobacco consumption. *Cochrane Database Syst Rev* 2016;2:CD005992.
- 5 Centers for Disease Control and Prevention. Smokefree policies reduce Secondhand smoke exposure | CDC. Available: [https://www.cdc.gov/tobacco/data\\_statistics/fact\\_sheets/secondhand\\_smoke/protection/shs\\_exposure/index.htm](https://www.cdc.gov/tobacco/data_statistics/fact_sheets/secondhand_smoke/protection/shs_exposure/index.htm) [Accessed 13 Apr 2021].
  - 6 Xi B, Liang Y, Liu Y, et al. Tobacco use and second-hand smoke exposure in young adolescents aged 12–15 years: data from 68 low-income and middle-income countries. *Lancet Glob Health* 2016;4:e795–805.
  - 7 Centers for Disease Control and Prevention. Children in the Home | Smoking & Tobacco Use | CDC. Available: [https://www.cdc.gov/tobacco/basic\\_information/secondhand\\_smoke/children-home/index.htm](https://www.cdc.gov/tobacco/basic_information/secondhand_smoke/children-home/index.htm) [Accessed 13 Apr 2021].
  - 8 Owusu D, Quinn M, Wang K. *HHS public access*, 2020.
  - 9 Mills AL, Messer K, Gilpin EA, et al. The effect of smoke-free homes on adult smoking behavior: a review. *Nicotine Tob Res* 2009;11:1131–41.
  - 10 Hyland A, Higbee C, Travers MJ, et al. Smoke-Free homes and smoking cessation and relapse in a longitudinal population of adults. *Nicotine Tob Res* 2009;11:614–8.
  - 11 Albers AB, Biener L, Siegel M, et al. Household smoking bans and adolescent antismoking attitudes and smoking initiation: findings from a longitudinal study of a Massachusetts youth cohort. *Am J Public Health* 2008;98:1886–93.
  - 12 World Health Organization. Armenia steps survey 2016–2017: fact sheet. Geneva, Switzerland, 2017. Available: [https://www.who.int/ncds/surveillance/steps/Armenia\\_2016\\_STEPS\\_FS.pdf?ua=1](https://www.who.int/ncds/surveillance/steps/Armenia_2016_STEPS_FS.pdf?ua=1) <https://nih.am/assets/pdf/researches/00380987c602e3895652446d141f5d7b.pdf>
  - 13 Gamkrelidze A, Mebonia N, Sturua L. *Non-communicable diseases risk-factor steps survey, Georgia*, 2016: 1–133. [https://www.who.int/ncds/surveillance/steps/STEPS\\_Georgia\\_2016\\_ENG\\_summary\\_2016\\_final.pdf?ua=1](https://www.who.int/ncds/surveillance/steps/STEPS_Georgia_2016_ENG_summary_2016_final.pdf?ua=1)
  - 14 Movsisyan N, Petrosyan D, Petrosyan V. Monitoring compliance with smoke-free legislation to advance the FCTC implementation in Armenia. *15th World Conf on Tobacco Or Heal Singapore 2012*, 2012.
  - 15 Berg CJ, Topuridze M, Maglakelidze N, et al. Reactions to smoke-free public policies and smoke-free home policies in the Republic of Georgia: results from a 2014 national survey. *Int J Public Health* 2016;61:409–16.
  - 16 Berg CJ, Daley CM, Nazir N. Smoke-Free policies in the workplace and in the home among American Indians. *J Heal Dispar Res Pr* 2012;5:7 <https://www.ncbi.nlm.nih.gov/pmc/articles/PMC3839958/pdf/nihms423649.pdf>
  - 17 Cheng K-W, Glantz SA, Lightwood JM. Association between smokefree laws and voluntary smokefree-home rules. *Am J Prev Med* 2011;41:566–72.
  - 18 Fong GT, Hyland A, Borland R, et al. Reductions in tobacco smoke pollution and increases in support for smoke-free public places following the implementation of comprehensive smoke-free workplace legislation in the Republic of Ireland: findings from the ITC Ireland/UK survey. *Tob Control* 2006;15 Suppl 3:51–8.
  - 19 Akhtar PC, Haw SJ, Currie DB, et al. Smoking restrictions in the home and secondhand smoke exposure among primary schoolchildren before and after introduction of the Scottish smoke-free legislation. *Tob Control* 2009;18:409–15.
  - 20 Jankowski M, Pinkas J, Zgliczyński WS, et al. Voluntary smoke-free home rules and exposure to secondhand smoke in Poland: a national cross-sectional survey. *Int J Environ Res Public Health* 2020;17:1–10.
  - 21 Zheng P, Berg CJ, Kegler MC, et al. Smoke-free homes and home exposure to secondhand smoke in Shanghai, China. *Int J Environ Res Public Health* 2014;11:12015–28.
  - 22 Kegler MC, Escoffery C, Groff A, et al. A qualitative study of how families decide to adopt household smoking restrictions. *Fam Community Health* 2007;30:328–41.
  - 23 World Health Organization Press, International Agency for Research on Cancer. *Evaluating the effectiveness of smoke-free policies*. Lyon, France, 2009.
  - 24 Duaso MJ, De Irala J, Canga N. Employee's perceived exposure to environmental tobacco smoke, passive smoking risk beliefs and attitudes towards smoking: a case study in a university setting. *Health Educ Res* 2006;21:26–33.
  - 25 Conlisk E, Proescholdbell SK, Pan WKY. Support for tobacco control policies among youth in North Carolina. *N C Med J* 2006;67:175–9.
  - 26 Berg CJ, Smith SA, Bascombe TM, et al. Smoke-Free public policies and voluntary policies in personal settings in Tbilisi, Georgia: a qualitative study. *Int J Environ Res Public Health* 2016;13:156.
  - 27 Drehmer JE, Ossip DJ, Nabi-Burza E, et al. Thirdhand smoke beliefs of parents. *Pediatrics* 2014;133:e850–6.
  - 28 Winickoff JP, Friebely J, Tanski SE, et al. Beliefs about the health effects of "thirdhand" smoke and home smoking bans. *Pediatrics* 2009;123:e74–9.
  - 29 Zheng P, Kegler MC, Berg CJ. Correlates of smoke-free home policies in Shanghai, China. *Biomed Res Int* 2014.
  - 30 McLeroy KR, Bibeau D, Steckler A, et al. An ecological perspective on health promotion programs. *Health Educ Q* 1988;15:351–77.
  - 31 Berg CJ, Dekanosidze A, Torosyan A, et al. Examining smoke-free coalitions in Armenia and Georgia: baseline community capacity. *Health Educ Res* 2019;34:495–504.
  - 32 Kish L. A procedure for objective Respondent selection within the household. *J Am Stat Assoc* 1949;44:380–7.
  - 33 Aveyard P, Markham WA, Cheng KK. A methodological and substantive review of the evidence that schools cause pupils to smoke. *Soc Sci Med* 2004;58:2253–65.
  - 34 Aveyard P, Markham WA, Lancashire E, et al. The influence of school culture on smoking among pupils. *Soc Sci Med* 2004;58:1767–80.
  - 35 Bovaird JA, Shaw LH. Multilevel structural equation modeling. In: *Handbook of developmental research methods*, 2012: 501–18.
  - 36 Gilmore A, Pomerleau J, McKee M, et al. Prevalence of smoking in 8 countries of the former Soviet Union: results from the living conditions, lifestyles and health study. *Am J Public Health* 2004;94:2177.
  - 37 Center for Disease Control, U.S. Department of Health and Human Services. The health consequences of involuntary exposure to tobacco smoke: a report of the surgeon General. of health and human services centers of disease control and prevention coordinating center for health promotion national center for chronic disease prevention and health promotion 2020.
  - 38 Fernández E, Fu M, Pérez-Ríos M, et al. Changes in secondhand smoke exposure after smoke-free legislation (Spain, 2006–2011). *Nicotine Tob Res* 2017;19:1390–4.
  - 39 Haw SJ, Gruer L. Changes in exposure of adult non-smokers to secondhand smoke after implementation of smoke-free legislation in Scotland: national cross sectional survey. *BMJ* 2007;335:549.
  - 40 Government of Republic of Armenia. *The law about the prevention and mitigation of health risks of tobacco products and its substitutes*, 2020: 1–7.
  - 41 Kegler MC, Hua X, Solomon M, et al. Factors associated with support for smoke-free policies among government workers in six Chinese cities: a cross-sectional study. *BMC Public Health* 2014;14.
  - 42 Berg CJ, Zheng P, Kegler MC. Perceived benefits of smoke-free homes, the process of establishing them, and enforcement challenges in Shanghai, China: a qualitative study. *BMC Public Health* 2015;15:89.
  - 43 Passey ME, Longman JM, Robinson J, et al. Smoke-Free homes: what are the barriers, motivators and enablers? A qualitative systematic review and thematic synthesis. *BMJ Open* 2016;6:e010260.
  - 44 Harutyunyan A, Movsisyan N, Petrosyan V, et al. Reducing children's exposure to secondhand smoke at home: a randomized trial. *Pediatrics* 2013;132:1071–80.
  - 45 Borland R, Yong H-H, Cummings KM, et al. Determinants and consequences of smoke-free homes: findings from the International tobacco control (ITC) four country survey. *Tob Control* 2006;15 Suppl 3:iii42–50.
  - 46 Kegler MC, Haardörfer R, Bundy LT, et al. Do partial home smoking bans signal progress toward a smoke-free home? *Health Educ Res* 2016;31:24–35.

City ID \_\_\_\_ Participant ID \_\_\_\_

**Supplemental File 1:  
POPULATION SURVEY, July 24, 2018**



***Thank you so much for agreeing to participate. This survey has questions about smoking and about your basic demographic information. I will read the questions one at a time and ask that you provide the answer you consider appropriate. There are no 'right' or 'wrong' answers, so don't worry that you may get things wrong. Do you have questions about the survey you would like to ask me now?***

**SECTION 1: SOCIODEMOGRAPHIC QUESTIONS**

***First, we'd like to ask some questions about you.***

1.1. How old are you?

\_\_\_ years old

1.2. What is your gender?

- Male
- Female
- [refuse]

1.3. What best describes your current relationship situation? (Check ONE answer.)

- Single/Never married
- Married
- Separated
- Divorced
- Living with a partner (cohabitating)
- Widowed
- Other – Specify: \_\_\_\_\_
- [refuse]

1.4. What is your educational background?

- No formal education
- Primary school (grades 1-4)
- Middle school (grades 5-8)
- Some high school (some parts of grades 8-12)
- High school (grades 8-12)
- Vocational school/trade school
- Some college
- College
- Advanced degree
- [refuse]



City ID \_\_\_\_ Participant ID \_\_\_\_

1.5. How many people older than 18 years old, including yourself, live in your household?  
\_\_\_\_ people

1.6. How many children under the age of 18 live in your home?  
\_\_\_\_ children

1.7. How many children under the age of 5 live in your home?  
\_\_\_\_ children

1.8. Which of the following categories best describes your primary employment during the last 12 months? Government employee, employed in the non-government sector, self-employed, student, housewife, retired, unemployed-able to work, or unemployed-unable to work?

*INTERVIEWER: Consider individual farming as self-employed.*

- Government employee
- Employed in the non-government sector
- Self-employed (own business)
- Student
- Housewife
- Retired
- Unemployed, able to work
- Unemployed, unable to work
- [don't know]
- [refuse]

**[Condition:** Based on country]

1.9. Can you give an **estimate** of the monthly household income if I read some options to you? Is it [Armenia]

- < 100 000 AMD (Armenian Dram)
- 101 000-200 000 AMD
- 201 000-300 000 AMD
- 301 000-400 000 AMD
- >401 000 AMD
- [don't know]
- [refuse]

[Georgia]

- ≤ 250 GeL
- 251 – 500 GeL
- 501 – 1000 GeL
- 1001 – 1500 GeL
- >1500 GeL
- [don't know]
- [refuse]

---

## SECTION 2: KNOWLEDGE, ATTITUDES & BELIEFS ABOUT TOBACCO

City ID \_\_\_\_ Participant ID \_\_\_\_

**Now, we'd like to ask you about your attitudes about smoking and secondhand smoke.**

2.1. Do you think or know that **smoking** is the cause of the following diseases and conditions... (Check if YES.)

- Stroke (brain hemorrhage)?
- Heart attack?
- Cervical cancer?
- Lung cancer?
- Mouth cancer?
- Addiction?
- Parkinson's disease?
- Bronchitis?
- Tuberculosis?
- Obesity?
- None of these.
- [don't know]
- [refuse]

2.2. Do you think or know that **exposure to secondhand smoke** is the cause of the following diseases... (Check if YES.)

- Lung cancer in non-smokers?
- Heart attack in non-smokers?
- Asthma in children?
- Middle ear infection in children?
- None of these.
- [don't know]
- [refuse]

2.3. Based on what you know or believe, to what extent does breathing other people's smoke **cause serious illness in non-smokers?**

- Not at all
- A little
- Somewhat
- A lot
- [don't know]
- [refuse]

2.4. To what extent do you think inhaling tobacco smoke when somebody else is **smoking is harmful to you?**

- Not at all harmful
- A little harmful
- Somewhat harmful
- Extremely harmful
- [don't know]
- [refuse]



City ID \_\_\_\_ Participant ID \_\_\_\_

2.5. To what extent do you agree with this statement: After someone smokes in a room, dangerous particles are left behind in the dust, air, and surfaces in the room.




- Strongly disagree
- Somewhat disagree
- Somewhat agree
- Strongly agree
- [don't know]
- [refuse]

### SECTION 3: TOBACCO USE

*The following questions are about your use of various tobacco products; please respond based on your actual situation.*

In your lifetime, have you used:	Lifetime (Check if used in the lifetime.)	<b>[Condition:</b> If yes:] In the past 30 days, on how many days did you use [this product]?
3.1. Traditional cigarettes (commercial or hand-rolled)?	3.1.a. <input type="radio"/> No <input type="radio"/> Yes	3.1.b. Dropdown box of: 0-30; [don't know]; [refuse]
3.2. Large or little cigars, which are rolled bundles of dried and fermented tobacco leaves to be smoked, such as the products pictured below? 	3.2.a. <input type="radio"/> No <input type="radio"/> Yes	3.2.b. Dropdown box of: 0-30; [don't know]; [refuse]
3.3. Pipe with tobacco, such as the device and tobacco below? 	3.3.a. <input type="radio"/> No <input type="radio"/> Yes	3.3.b. Dropdown box of: 0-30; [don't know]; [refuse]
3.4. E-cigarettes or other electronic nicotine delivery devices, which are devices that vaporize	3.4.a. <input type="radio"/> No	3.4.b. ____ days

City ID \_\_\_\_ Participant ID \_\_\_\_

<p>liquids that may contain nicotine, such as the devices below? (Do not include IQOS or other similar products.)</p> 	<p><input type="radio"/> Yes</p>	
<p>3.5. Heat-not-burn products, which are devices that heat tobacco but do not burn tobacco or create smoke, such as IQOS?</p> 	<p>3.5.a.</p> <p><input type="radio"/> No</p> <p><input type="radio"/> Yes</p>	<p>3.5.b. Dropdown box of: 0-30; [don't know]; [refuse]</p>
<p>3.6. Hookah, waterpipe, or nargila, which are devices that vaporize tobacco through a water basin, such as the devices shown below?</p> 	<p>3.6.a.</p> <p><input type="radio"/> No</p> <p><input type="radio"/> Yes</p>	<p>3.6.b. Dropdown box of: 0-30; [don't know]; [refuse]</p>

**LIFETIME CIGARETTE SMOKERS****[Condition: If yes to 3.1.a]**

*You've mentioned that you smoked cigarettes at some point in your life. We'd like to ask you a bit more about that.*

3.1.a.1. Have you smoked at least 100 cigarettes in your life?

- No
- Yes

City ID \_\_\_\_ Participant ID \_\_\_\_

- [don't know]
- [refuse]

3.1.a.2. Do you **presently** smoke tobacco every day, less frequently than every day, or not at all?

- Every day
- Less than every day
- Not at all
- [don't know]
- [refuse]

3.1.a.3. In the **past**, did you smoke tobacco every day, less frequently than every day, or didn't smoke at all?

- Every day
- Less than every day
- Not at all
- [don't know]
- [refuse]

3.1.a.4. At what age did you first smoke your first whole cigarette?

Dropdown box of: 0-30 or older; [don't know]; [refuse]

3.1.a.5. How old were you when you first started smoking tobacco **every day**?

Dropdown box of: I have never smoked every day; 0-30 or older; [don't know]; [refuse]

---

### CURRENT (PAST 30 DAY) SMOKERS

**[Condition: If 3.1.b > 0 days of past 30 day use]**

***You've mentioned that you smoked cigarettes in the past 30 days. We'd like to ask you a bit more about that.***

3.1.b.1. On average, how many cigarettes do you currently smoke each day?

*INTERVIEWER: If not daily smoker, ask about number smoked each week.*

Dropdown box of: Not a daily smoker; 1-40 or more; [don't know]; [refuse]

(Note: included "half of a pack" with 10; "a pack" with 20; "pack and a half" with 30; and "2 packs or more" with 40 or more)

**[Condition: If not daily smoker]**

3.1.b.1.a. On average, how many cigarettes do you currently smoke each week? (Note: There are 20 cigarettes in a pack.)

Dropdown box of: Less than 1 cigarette per week; 1-40 or more; [don't know]; [refuse]

(Note: included "half of a pack" with 10; "a pack" with 20; "pack and a half" with 30; and "2 packs or more" with 40 or more)

3.1.b.2. How soon after you wake up do you usually take your first smoke? Would you say within 5 minutes, 6 to 30 minutes, 31 to 60 minutes, or more than 60 minutes?

City ID \_\_\_\_ Participant ID \_\_\_\_

- Within 5 minutes
- 6 to 30 minutes
- 31 to 60 minutes
- More than 60 minutes
- [don't know]
- [refuse]

3.1.b.3. In the past 30 days, did you smoke: (Check ONE answer.)

- Mainly when you are with people
- Mainly when you are alone
- As often by yourself as with others
- Not at all in the past 30 days
- [don't know]
- [refuse]

3.1.b.4. What do **people who are important to you, like your friends and family**, think about you smoking cigarettes?

- All or nearly all disapprove
- Most disapprove
- About half approve and half disapprove
- Most approve
- All or nearly all approve
- [don't know]
- [refuse]

3.1.b.5. What do you think the **general public's attitude** is towards smoking cigarettes?

- Strongly disapproves
- Somewhat disapproves
- Neither approves nor disapproves
- Somewhat approves
- Strongly approves
- [don't know]
- [refuse]

3.1.b.6. How much do you try to **minimize the amount that non-smokers are exposed** to your cigarette smoke?

- Not at all
- A little
- Somewhat
- A lot
- [don't know]
- [refuse]

3.1.b.7. On a scale of 0 to 10, how important is it that you quit smoking with 0 being not at all important and 10 absolutely important? (Circle ONE number.)

0 = not at all important	1	2	3	4	5	6	7	8	9	10 =
-----------------------------	---	---	---	---	---	---	---	---	---	------

City ID \_\_\_\_ Participant ID \_\_\_\_

											absolutely important
--	--	--	--	--	--	--	--	--	--	--	----------------------

3.1.b.8. On a scale of 0 to 10, how confident are you that you could quit smoking if you wanted to, with 0 being not at all confident and 10 absolutely confident? (Circle ONE number.)

0 = not at all confident	1	2	3	4	5	6	7	8	9	10 = absolutely confident
-----------------------------	---	---	---	---	---	---	---	---	---	------------------------------

3.1.b.9. In your lifetime, have you ever tried stopping smoking for one day or longer because you were trying to quit smoking?

- No
- Yes

**[Condition:** If Yes to 3.1.b.9]

3.1.b.10. In your lifetime, how many times have you stopped smoking for one day or longer because you were trying to quit smoking? (Please state your best estimate.)

Dropdown box of: 0-30 or more; [don't know]; [refuse]

**[Condition:** If Yes to 3.1.b.9]

3.1.b.11. During the past 12 months, how many times have you stopped smoking for one day or longer because you were trying to quit smoking? (Please state your best estimate.)

Dropdown box of: 0-30 or more; [don't know]; [refuse]

3.1.b.12. What best describes your intentions regarding quitting? (Check ONE answer.)

- Never expect to quit
- May quit in the future, but not in the next 6 months
- Will quit in the next 6 months
- Will quit in the next month
- [don't know]
- [refuse]

3.1.b.13. To what extent do you agree or disagree with this statement? If you had to do it over again, you would not have started smoking?

- Strongly disagree
- Somewhat disagree
- Neither agree nor disagree
- Somewhat agree
- Strongly agree
- [don't know]
- [refuse]

3.1.b.14. If you were going to try to quit smoking, which of the following might you be interested in? (Check all that apply.)

- Electronic cigarettes or vaporizers
- Heat-not-burn tobacco products, such as IQOS
- Talking with a doctor or nurse

City ID \_\_\_\_ Participant ID \_\_\_\_

- Talking to a counselor
- Attending a class or group program
- Telephone counseling or quitline
- A smoking cessation website or online program
- A smoking cessation smartphone app
- Nicotine patch
- Nicotine gum
- Nicotine lozenge
- Other medications containing nicotine (inhaler, nasal spray)
- Oral medications such as Tabex or Cytisine
- Nonmedical therapy, such as reflexology, acupuncture, or kineotherapy
- Psychotherapy, such as coding or hypnosis
- Other – Specify: \_\_\_\_\_
- None of these.
- [don't know]
- [refuse]

3.1.b.15. During the past 30 days, on how many days did you smoke tobacco products in **your home**?  
Dropdown box of: 0-30; [don't know]; [refuse]

3.1.b.16. During the past 30 days, on how many days did you smoke tobacco products in **your car**?  
Dropdown box of: 0-30; I don't own a car; [don't know]; [refuse]

3.1.b.17. During the past 30 days, on how many days did you smoke tobacco products in the **indoor area where you work**?  
Dropdown box of: 0-30; Don't work outside the home OR No indoor areas at my work; [don't know]; [refuse]

3.1.b.18. During the **past 30 days**, on how many days did you smoke tobacco products in an **indoor public place**? Examples of indoor public places are school buildings, stores, restaurants, and sports arenas?  
Dropdown box of: 0-30; [don't know]; [refuse]

3.1.b.19. During the **past 30 days**, on how many days did you smoke tobacco products in an **outdoor public place**? Examples of outdoor public places are school grounds, parking lots, stadiums, and parks?  
Dropdown box of: 0-30; [don't know]; [refuse]

3.1.b.20. If someone around you asked you to put out your cigarette in a place where smoking is **allowed**, how likely would you be to put out your cigarette?

- Not at all
- A little
- Somewhat
- Very
- [don't know]
- [refuse]

3.1.b.21. If someone around you asked you to put out your cigarette in a place where smoking is **prohibited**, how likely would you be to put out your cigarette?



City ID \_\_\_\_\_ Participant ID \_\_\_\_\_

- Not at all
- A little
- Somewhat
- Very
- [don't know]
- [refuse]

3.1.b.22. If there were **small children around you in a public place**, how likely would you be to put out your cigarette?

- Not at all
- A little
- Somewhat
- Very
- [don't know]
- [refuse]

3.1.b.23. In the past 6 months, how often have you been **asked to put out your cigarette** in a public place?

- Never
- Rarely
- Sometimes
- Frequently
- [don't know]
- [refuse]

3.1.b.24. In the past 30 days, how often did **you smoke** in the following locations? You can indicate that you have not been to these locations if that is the case.

	Have not been	Never	Almost never or rarely	Several times a month	Several times a week	Almost daily	Regularly, several hours a day	[don't know]	[refuse]
a. Any government institutions or offices?									
b. Any healthcare facilities, including hospitals and clinics?									
c. Any schools, including kindergartens, primary, and secondary schools?									
d. Any colleges, universities, or vocational schools?									
e. Any private place of employment?									

City ID \_\_\_\_ Participant ID \_\_\_\_

f. Any restaurants, cafes or cafeterias?									
g. Any pubs, bars, or night clubs?									
h. Used public transportation, such as trains, buses, or mini-vans?									
i. Any grocery stores?									
j. Any theaters?									
k. Any shopping malls?									
l. Beaches, parks, playgrounds?									
m. The homes of others?									
n. The private cars of others?									

---

**SECTION 4: GENERAL SHSe**

***Now, we'd like to ask you more about your personal exposure and experiences with secondhand smoke.***

4.1. How many of your closest friends (who might include relatives and co-workers) smoke cigarettes? (If necessary, specify that we are talking about any cigarette but not other types of tobacco products.)

- None
- Almost none
- Less than half
- About half
- More than half
- Almost all
- All
- [don't know]
- [refuse]

4.2. How often do you happen to ***inhale other people's smoke?***

- Never
- Almost never or rarely
- Several times a month
- Several times a week
- Almost daily
- Regularly, several hours a day
- [don't know]

City ID \_\_\_\_ Participant ID \_\_\_\_

- [refuse]

4.3. In the past 30 days, on how many days did **you breathe the smoke** from someone else's smoking?  
Dropdown box of: 0-30; [don't know]; [refuse]

**[Condition]** per item above: If between 1 and 30 days]

4.4. On a **typical day** that you breathed someone else's smoke, for **how long** do you think you were exposed? (Select Hours if 60 minutes or more and enter estimated hours. Select Minutes if less than 60 minutes and enter estimated minutes.)

\_\_\_\_\_ hours

\_\_\_\_\_ minutes

- [don't know]
- [refuse]

4.5. Who are **the primary** sources of secondhand smoke you inhale? (Check up to 3.)

- Spouse/partner/significant other
- Parents
- Siblings
- Children
- Extended family
- Friends
- People at work
- Other
- [don't know]
- [refuse]

---

## SECTION 5: PERSONAL HOME & CAR – SHSe & SMOKE-FREE AIR POLICIES

5.1. How **often does anybody smoke in your home?**

- Never
- Less than monthly
- Monthly
- Every week
- Every day
- [don't know]
- [refuse]

5.2. In the past 30 days, on how many days did **someone smoke in your home?**  
Dropdown box of: 0-30; [don't know]; [refuse]

5.3. During the past 30 days, on how many days did **you breathe the smoke** from someone smoking tobacco products in **your home?**

Dropdown box of: 0-30; [don't know]; [refuse]

City ID \_\_\_\_ Participant ID \_\_\_\_

5.4. Which of the following statements best describes the **smoking rules in your home**: smoking in your home is allowed, smoking in your home is generally not allowed with certain exceptions, smoking in your home is never allowed, or there are no rules about smoking in your home?

- Allowed
- Not allowed but with exceptions
- Never allowed
- No rules
- [don't know]
- [refuse]

5.5. How much do the people you live with **help to enforce the rules** regarding smoking in the home?

- Not at all
- A little
- Somewhat
- A lot
- We don't have rules about smoking in the home
- [don't know]
- [refuse]

5.6. We want to ask about some specific areas in the home. In what room or rooms **is smoking allowed**?

	No	Yes	N/A
a. Family/living room	0	1	
b. Kitchen	0	1	
c. Bathroom(s)	0	1	
d. Participant's bedroom	0	1	
e. Other adult's bedroom(s)	0	1	
f. Children's bedroom(s)	0	1	
g. Balcony	0	1	
h. Staircases	0	1	
i. Other, specify: _____	0	1	

5.7. Which statement best describes the rules about smoking in **your household vehicles** (cars or trucks)?

- Allowed in all vehicles
- Smoking is sometimes allowed in some vehicles
- Smoking is never allowed in any vehicle
- There are no rules about smoking in the vehicles
- We don't own a vehicle
- [don't know]
- [refuse]

5.8. In the past 30 days, on how many days did **someone smoke in your car**?

Dropdown box of: 0-30; I don't own a car; [don't know]; [refuse]

5.9. During the past 30 days, on how many days did **you breathe the smoke** from someone smoking tobacco products **in your car**?

City ID \_\_\_\_ Participant ID \_\_\_\_

Dropdown box of: 0-30; I don't own a car; [don't know]; [refuse]

---

## SECTION 6: WORK – SHSe & SMOKE-FREE AIR POLICIES

6.1. Do you presently work outside of your home?

- No; I am not employed
  - Yes
- 

**[CONDITION: FOR THOSE EMPLOYED OUTSIDE OF HOME; if 6.1. is yes]**

*We'd like to get some more information about your workplace.*

6.2. Do you usually work indoors, outdoors, or both?

- Indoors
- Outdoors
- Both

6.3. Are there indoor areas in your workplace?

- No
- Yes

6.4. Which of the following best describes ***the policy regarding smoking in indoor areas at your work:*** smoking is permitted everywhere, smoking is permitted only in certain indoor areas, smoking prohibited in all indoor areas, or there is no policy?

- Permitted everywhere
- Permitted only in certain indoor areas
- Prohibited in all indoor areas
- There is no policy
- [don't know]
- [refuse]

6.5. During the past 30 days, on how many days ***has anyone smoked*** in the ***indoor area where you work?***

Dropdown box of: 0-30; No indoor areas in my workplace; [don't know]; [refuse]

---

## SECTION 7: PUBLIC PLACES – SMOKE-FREE AIR POLICIES & PUBLIC SMOKING

*Now, we'd like to ask you about your experiences with secondhand smoke in public places.*

7.1. During the **past 30 days**, on how many days ***did you breathe the smoke*** from someone who was smoking tobacco products in an ***indoor public place?*** Examples of indoor public places are school buildings, stores, restaurants, and sports arenas. (Do not include your own smoking.)

City ID \_\_\_\_ Participant ID \_\_\_\_

Dropdown box of: 0-30; [don't know]; [refuse]

7.2. During the **past 30 days**, on how many days **did you breathe the smoke** from someone who was smoking tobacco products in an **outdoor public place**? Examples of outdoor public places are school grounds, parking lots, stadiums, and parks. (Do not include your own smoking.)

Dropdown box of: 0-30; [don't know]; [refuse]

7.3. Which of the following best describes the **rules** about smoking in **restaurants in the community where you live**?

- Smoking is allowed in all indoor areas
- Smoking is allowed only in some indoor areas
- Smoking is not allowed in any indoor area
- Every restaurant has its own rules
- [don't know]
- [refuse]

7.4. Which of the following best describes the **rules** about smoking **in drinking establishments such as a pub or bar in the community where you live**?

- Smoking is allowed in all indoor areas
- Smoking is allowed only in some indoor areas
- Smoking is not allowed in any indoor area
- Every pub or bar has its own rules
- [don't know]
- [refuse]

7.5. In the past 30 days, how often did **you see anyone** smoke in the following locations? You can indicate that you have not been to these locations if that is the case. (Do not include your own smoking.)

	Have not been	Never	Almost never or rarely	Several times a month	Several times a week	Almost daily	Regularly, several hours a day	[don't know]	[refuse]
a. Any government institutions or offices?									
b. Any healthcare facilities, including hospitals and clinics?									
c. Any schools, including kindergartens, primary, and secondary schools?									
d. Any colleges, universities, or vocational schools?									
e. Any private place of employment?									

City ID \_\_\_\_ Participant ID \_\_\_\_

f. Any restaurants, cafes or cafeterias?									
g. Any pubs, bars, or night clubs?									
h. Used public transportation, such as trains, buses, or mini-vans?									
i. Any grocery stores?									
j. Any theaters?									
k. Any shopping malls?									
l. Beaches, parks, playgrounds?									
m. The homes of others?									
n. The private cars of others?									

7.6. Assuming you wanted someone who was smoking around you to put out their cigarette, how likely would you be to ask them to do so in an area where smoking is **allowed**?

- Not at all
- A little
- Somewhat
- Very
- [don't know]
- [refuse]

7.7. Assuming you wanted someone who was smoking around you to put out their cigarette, how likely would you be to ask them to do so in an area where smoking is **prohibited**?

- Not at all
- A little
- Somewhat
- Very
- [don't know]
- [refuse]

7.8. In the past 6 months, how often have you **witnessed** any one being asked to put out their cigarette in an area where smoking is not allowed?

- Never
- Rarely
- Sometimes
- Frequently
- [don't know]
- [refuse]

City ID \_\_\_\_ Participant ID \_\_\_\_

7.9. To what extent do you agree that there should be *fin*es for smokers violating smoking bans?

- Not at all
- A little
- Somewhat
- Very much
- [don't know]
- [refuse]

---

## SECTION 8: ATTITUDES & BELIEFS TOWARD SMOKE-FREE POLICIES

*Now, we'd like to ask you about how you feel about smoke-free air policies in different areas.*

8.1. To what extent do you support or oppose a **complete cigarette smoking ban** in the following settings:

	1 = Strongly oppose	2 = Somewhat oppose	3 = Somewhat support	4 = Strongly support	[88 = Don't know]	[99 = Refuse]
a) Healthcare facilities?						
b) Workplaces?						
c) Government institutions?						
d) Religious institutions?						
e) Indoor areas of primary/secondary schools or kindergartens?						
f) In schoolyards of primary/secondary schools or kindergartens?						
g) Indoor areas of universities, institutes, colleges?						
h) In outdoor areas of university or college campuses?						
i) In restaurants, cafes, and cafeterias?						
j) On the outdoor terrace of restaurants, cafes, and cafeterias?						
k) In bars, pubs, or nightclubs?						
l) On the outdoor terrace of bars, pubs, or nightclubs?						
m) Indoor common areas of apartment or condominium complexes like hallways, lobbies, and stairwells?						
n) Outdoor common areas of apartment or condominium complexes (playgrounds, park benches, etc.)?						
o) Within individual apartment or condo units within a complex?						
p) Public bus or minivan stops?						



City ID \_\_\_\_ Participant ID \_\_\_\_

q) In public buses or minivans?						
r) Public subway and train stations?						
s) In public subways and trains?						
t) Taxis?						
u) Within 5 meters of the entrance to public buildings?						
v) Private vehicles when children under age 18 are present?						
w) Playgrounds?						
x) Parks and beaches?						
y) Other public outdoor areas, such as open stadiums?						

8.2. To what extent do you support or oppose a ban on **using electronic cigarettes or heat-not-burn tobacco such as IQOS** in the following settings:

	1 = Strongly oppose	2 = Somewhat oppose	3 = Somewhat support	4 = Strongly support	[88 = Don't know]	[99 = Refuse]
a) Healthcare facilities?						
b) Workplaces?						
c) Government institutions?						
d) Religious institutions?						
e) Indoor areas of primary/secondary schools or kindergartens?						
f) In schoolyards of primary/secondary schools or kindergartens?						
g) Indoor areas of universities, institutes, colleges?						
h) In restaurants, cafes, and cafeterias?						
i) In bars, pubs, or nightclubs?						
j) In public transportation?						

## SECTION 9: EXPOSURE TO MESSAGING

9.1. In the past 6 months, how often have you seen any **advertisements or signs promoting cigarettes**, for example on the internet, in social media (such as Facebook), in newspapers, in magazines, on TV, on the radio, on signs, or in leaflets?

- Never
- Rarely
- Sometimes
- Frequently
- [don't know]
- [refuse]

City ID \_\_\_\_ Participant ID \_\_\_\_

9.2. In the past 6 months, how often have you noticed information about ***the dangers of smoking cigarettes or information that encourages quitting smoking***, for example on the internet, in social media (such as Facebook), in newspapers, in magazines, on TV, on the radio, on signs, or in leaflets?

- Never
- Rarely
- Sometimes
- Frequently
- [don't know]
- [refuse]

9.3. In the past 6 months, how often have you noticed information about the ***dangers of being exposed to the smoke of others***, for example on the internet, in social media (such as Facebook), in newspapers, in magazines, on TV, on the radio, on signs, or in leaflets?

- Never
- Rarely
- Sometimes
- Frequently
- [don't know]
- [refuse]

9.4. In the past 6 months, how often have you noticed any ***signs*** in public places indicating that “no smoking is allowed”?

- Never
- Rarely
- Sometimes
- Frequently
- [don't know]
- [refuse]

9.5. In the past 6 months, how often have you noticed ***any news stories talking about the harms of secondhand smoke or the importance of public smoke-free air policies in your community***, for example on the internet, in social media (such as Facebook), in newspapers, in magazines, on TV, on the radio, on signs, or in leaflets?

- Never
- Rarely
- Sometimes
- Frequently
- [don't know]
- [refuse]

9.6. In the past 6 months, how often have you noticed ***any news stories talking about the negative aspects of public smoke-free air policies***, for example on the internet, in social media (such as Facebook), in newspapers, in magazines, on TV, on the radio, on signs, or in leaflets?

- Never
- Rarely
- Sometimes
- Frequently

City ID \_\_\_\_ Participant ID \_\_\_\_

- [don't know]
  - [refuse]
- 

## CONCLUSION

*Thank you so much for participating in this survey. The results of this survey are critical to our work.*